

# *The Distributor*

## *Orange County Model A Ford Club*

### *Model A Ford Club of America*

*Chartered August 1961 – Santa Ana, California*

Editors: Peter & Ana Hyland  
Email to: [newsletter@ocmafc.org](mailto:newsletter@ocmafc.org)

June 2009 Volume 49 Number 6  
Website: <http://www.ocmafc.org>

---



**At A Fund Raiser for Zion Lutheran School  
Anaheim, CA  
May 30, 2009**

## 2009 BOARD MEMBERS

**President—Mark Schwing**  
714-970-1696  
mschwing@earthlink.net  
**VP/Activities—John Riggs**  
562-431-8783  
**Secretary—Alan Perlmutter**  
949-388-2815  
alanjay@cox.net  
**Treasurer—Pam Heiland**  
714-836-4244  
colapam@sbcglobal.net  
**Technical—Don Ratzlaff**  
714-529-5062  
wadedon@pacbell.net  
**Editors – Peter & Ana Hyland**  
714-633-5797  
newsletter@ocmafc.org  
**Immediate Past President**  
**Don Miller** 562-431-6494  
donfmiller1@verizon.net

## COMMITTEES

**ACCC Representative-**  
**Larry Conkol** 714-535-1411  
**Breakfast Committee-**  
**Terry Collings** 714-970-7194  
mtcollings@sbcglobal.net  
**Club Greeter-Doris Marshall**  
310-378-5061dandd51@gmail.com  
**Election Chairperson-**  
**Kathie Mc Call** 714-633-0946  
dkmccall@socal.rr.com  
**Historian & Librarian-**  
**Richard Parrish** 714-999-0611  
rcp1937@aol.com  
**Merchandise Director**  
**To Be Announced**  
**Pancake Breakfast setup & Coordination-Mark Schwing**  
714-970-1696  
mschwing@earthlink.net  
**Raffle-Tissy Hatcher**-714-546-8554  
**Gail Perlmutter**-949-388-2815  
**Refreshments-Chris Foster**  
562-987-2225  
**Regional Representative-**  
**Bev Marsh** 714-373-9769  
onebootscooter@yahoo.com  
**Scholarship--Dorothy Knox**  
562-697-2545  
knoxbox59@aol.com  
**Sunshine & Sorrow**  
**Jeanne Parrish**  
714-999-0611 jprp60@aol.com  
**Swap Meet-Larry and Gerry McKinney** 714-963-2724  
lgmcspeed@verizon.net  
**Web Master-Chris Enright**  
949-481-8780  
webmaster@ocmafc.org  
**Web Site Info Entry-Lew Lewis**  
949-916-6622

## Notes From Your President Mark Schwing. . .



June 2009  
President's Letter

I thought June would be a good month to remind all our members of the technical library available with the club.

We have ten DVD's produced by the Diablo (California) Model A Ford Club. These are basically videos made during their technical seminars. While not professionally done they are quite good and have excellent technical information on each of the subjects. The ten DVD subjects are:

1. Replacing Your Model A Ford Pickup Roof (40 minutes)
2. Rebuilding and Timing Your Model A Ford Distributor (56)minutes)
3. How to Replace Your Model A Brake Drums and Shoe Linings (28 minutes0
4. Rebuilding 2-Tooth Steering (45 minutes0
5. Rebuilding Model A Ford Shock Absorbers (72 minutes)\
6. Rebuilding Model A Ford Springs (42 minutes)
7. Installing Flathead Ted's Brake Floater Kit on Your Model A Ford (35 minutes)
8. Replacing Your Model A Ford Timing Gear While on the Road (29 minutes)
9. Setting Engine Bearing Clearance on Your Model A Ford (28 minutes)
10. Rebuilding Your Model A Ford transmission (44 minutes)

We also have a number of older VHS tapes on a number of subjects. The

DVD's and VHS tapes are available to check out at any regular club meeting and may be kept for a month and returned the next meeting. There is no cost for this service.

Richard Parrish acting in the capacity of club historian has a complete file of Model A Ford Club of America (MAFCA) Restorer magazines. If you need to see an article in a particular issue, just let Richard know and a copy can be made available.

Don't forget the fourth Thursday informal breakfast gatherings. They move around the county so there will be one close to you at some point and they provide a quiet opportunity to socialize and talk Model A's. Check the current issue of the Distributor to find the location for the breakfast each month.

## LET'S KEEP DRIVING THOSE MODEL A's!!!

This Month's Cover Photos



Those who signed up to display their cars at this fund raiser were treated to a great evening with secured parking, good music, good food and the good company of members of the Zion Lutheran Church and their volunteers who made sure all went well for us.





## Activity Schedule

John Riggs  
562-431-8783

(NOTE: \* = UPDATED INFORMATION)

NEXT MEETING---June 11, 2009  
7:30 PM at CHOC

✓ **Deadline for next *Distributor* is:**

**June 30, 2009** Type or write all articles and ads and e-mail to: [newsletter@ocmafc.org](mailto:newsletter@ocmafc.org) or [prhyland@att.net](mailto:prhyland@att.net)  
Or mail to: 244 No. Goldenspur Way,  
Orange, CA 92869-4422

**\*Indicates Change**

### 2009 TOUR/ACTIVITIES CALENDAR

**June 13 (SAT) Emerald Court Retirement Community:** Car show and lunch at **Emerald Court Retirement Community, 1731 W. Medical Drive, Anaheim 92801.** Registration begins at 9 a.m. Three trophies will be awarded and you will be given 2 free lunches for entering your car. RSVP to Ben Davis or Dianna Stringer at (714) 778-5100

**June 13 (SAT) Fountain Valley's Classic Car & Truck Show.** 7:00 AM—3:00PM at the Fountain Valley Recreation Center, 16400 Brookhurst, Fountain Valley.

**June 26-July 5 (FRI-SUN) Cruise Paradise 2009-**To the Big Island of Hawaii. For details call Tom Endy—714-897-5861 or e-mail him at: [tendy@socal.rr.com](mailto:tendy@socal.rr.com).

**July 4 (SAT) July 4<sup>th</sup> Celebration! 4:00 pm.** Hosted by Don & Colleen Schmidt, 5022 Woodcrest Dr, Yorba Linda. A Backyard BBQ & Pool Party. Join us for fun, games and fireworks! Potluck — please bring a side dish or dessert. Hot dogs and drinks will be provided. Then at 9:00 pm view the Veterans Park Fireworks Spectacular from the front yard. Hope to see you there!

**July 10-12 (FRI-SUN) Wings & Wheels in Solvang.** Rooms have been reserved at Split Pea Anderson's. Make your arrangements ASAP!!! Contact Don Miller for further info. This is your chance to participate in a tour that takes place around Solvang and the Santa Ynez Airport. You might want to take a ride in a vintage airplane, too! Please contact Don Ratzlaff or Bev Marsh if you want to leave on Fri. for Solvang.

**August 22 (SAT) A Poker Run** is being organized by John and Dorothy Knox. Details to follow in the July Distributor

**SEPT 27 (SUN) International Ford Fun Day** Will be held at the Santa Fe Dam in Irwindale.

**OCT 3-4 (SAT-SUN) 2009 Concours d'Elegance** We just finished the new web site of the 2009 Concours d'Elegance At The St.Regis in Dana Point. Here is the link:  
Shortcut to: <http://www.nbconcours.com/>  
This year's event on the weekend of October 3, 4 will be double the size of any previous years, which an estimated 400++ amazing cars on display. Let me know if you have any questions.

**Pieter 714-322-1437**

### SWAP MEETS

**June 14 (SUN) Long Beach Swap Meet** at Veterans Stadium.

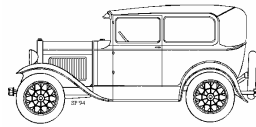
**July 12 (SUN) Long Beach Swap Meet** at Veterans Stadium.

**June 27 (SAT) 4<sup>th</sup> Annual Orange County Model T & Model A Ford Clubs Combined PRE WAR (WWII) Parts Exchange & Car Show.** 6:00 a.m to 2:00 p.m. **Rain or Shine**  
The location is El Dorado High School, 1651 Valencia Ave, Placentia, CA For information and/or space reservations please call Ronnie Eliot (714-542-0905) or Larry McKinney (714-963-2724).

**July 11-12 (SAT-SUN) 42nd Annual Riverside Swap Meet** presented by the Model T Club-Riverside-Corona Chapter. Location: Main Street & Placentia Lane in Riverside. For further information please call Cecilia Stevenson (951-681-5193) or Greg Hill (951-681-5346)

# **TECHNICAL 2009**

By Don Ratzlaff



## **May-June Technical Session**

Now for a comment or two on technical activities

## **May Technical Session**

The session combined a little bit technical with a little bit tour and began with a morning tour to the El Segundo Auto Museum for a scheduled 10am demonstration of car care products. Eight model A's from OCMAFC journeyed a minimum of 60 miles round-trip for the event, with no mechanical difficulties reported; certainly a "technical" accomplishment. They were joined at the museum by nine model A's from the Harbor Club. The scheduled "technical" demonstration of car care products presented by representatives of the Mothers Corporation was delayed by an hour. This delay created some frustration however, once things commenced it was an informative session. Techniques in washing, wax application and buffing were demonstrated and a product sample was given to each participant. The museum has a large number of classic cars on display and club members enjoyed viewing the various innovative features. A museum docent was available to describe the cars history and answer questions. Several ladies from the club were given a ride in a 1963 Studebaker Avanti which brought back memories of times past. After lunch in a nearby Sizzler Restaurant, club members toured home, thus proving once again that Model A's are to be driven not just admired.



## **June Technical Session**

June 16th looks like a good day to take a look at the Model A generator. This is a Tuesday and we will be meeting at Paul Steed's home at 9am for the purpose disassembling generators and inspecting brushes, commutator, bearings and wiring. This will give participants an opportunity to identify needed repairs and avoid an unexpected generator failure. Paul's address is:

**18081 Hallsworth Circle**

**Villa Park, CA**

**Remember: 9am, June 16<sup>th</sup> (Tuesday); See you there.**

## ***OCMAFCA General Meeting***

**May 14, 2009**

**Submitted by Alan Perlmutter**

Meeting was called to order at 7:28 by President, Mark Schwing.

Doris Marshall had no visitors to welcome but told two very funny stories to lift our spirits.

**Secretary's Report:** April minutes were approved as written.

Alan and Gail Perlmutter will not be attending June, July and August meetings due to other commitments. Colleen Schmidt will act as Secretary until Alan's return. Bill and Tissy Hatcher will conduct the monthly raffle without Gail during this time.

### **Treasurer Report:**

PAM HEILAND attended the executive session but left ill prior to the start of the general meeting. Mark relayed the report to the members.

### **ACTIVITIES REPORT:**

Don Miller spoke of the Hubley Derby in May and ask that everyone view the Calendar of Events in "The Distributor" for times and dates of future tours and events.

### **TECHNICAL DIRECTOR REPORT:**

Don Ratzlaff urged all to drive their model A's to events and tours. Don also reviewed the El Segundo Auto Museum event. He has asked members to please send him photos for the roster on line.

### **SUNSHINE AND SORROW: JEANNE**

PARRISH had no sorrow to share. However she did ask that if anyone is interested in Model A books, to contact Vince Mariola.

Vince is also in need of some help with his Model A.

**NEWSLETTER:** PETE HYLAND asked that all submissions to "The Distributor" be received by the deadline date of May 30th.

**MONTHLY BREAKFAST:** TERRY COLLINS, monthly breakfast will be at Strawberry Farms in Irvine on May 28.

**CHRIS FOSTER:** September and October volunteers are needed. Thanks to Colleen Schmidt and Christine Gunst for tonight's treats.

**NEW BUSINESS:** Ed Heins spoke of the Huntington Beach Parade and other events on July 3-5th. Thirty Model A's are needed to drive dignitaries for the parade. Please contact Ed if you can help.

**JOHN RIGGS:** Expressed his heartfelt appreciation to all those who attended the service for Gwen.

Thanks to **Charles** for the merchandise he brought for the club raffle and auction. We raised \$45.00 for the club. Also, thanks to **Don** and **Lew Lewis** for the extra merchandise they donated for the general raffle. Tissy, Bill and Gail will continue with the monthly raffle.

The meeting was adjourned at 8:30PM.

Respectfully submitted by Alan Perlmutter.

**Join us for good food  
and good company...  
Fourth Thursday Breakfast Bunch**

**June 25...8:30 a.m.**

**Po Folks  
7701 Beach Blvd.  
Buena Park 90621  
714 521-8955**

**Terry Collings: (714) 970-7194**

## Orange County Then & Now

### Fullerton



Looking north along the 300 block of Spadra Blvd. in Fullerton in 1934. Note the train signalman's tower on the left side of the street in front of the trees. The Fullerton train station is behind the building on the right. Spadra was changed to Harbor Blvd. in later years.

Photo from the historical collection, First American Title Insurance Company of Santa Ana, California #2803



The same location in 1996. Nothing remains of the original scene. In the 1970's this section of Harbor Blvd was demolished and three overpasses were constructed. The Fullerton train station is still on the right.

Photo by Tom Endy #2803

## Historians Column

We left in the 28 Tudor Wednesday at 9:30, all alone with no one to share our adventure. Over Cajon Pass into the Mojave Desert onto Hwy 395 with moderate weather and we stopped for lunch in Pearsonville which turned out to be a gas station/subway sandwich combination. We soon passed Owens Lake, Lone Pine, Independence, Big Pine and stopped for the night in Bishop where "Mule Days" were underway.

Thursday morning produced clear skies and sunshine which made the Sherwin grade a pleasant morning climb up to Mammoth Lakes and June Lake area. The Tudor purred along past Dead Mans Summit and Mono Lake to stop for gas at Lee Vining. The Tudor is a sucker for mountain passes so we found ourselves climbing the Tioga Pass which had just opened after closure all winter. Up we went to the 9945 foot summit, entering Yosemite National Park and continuing a short distance to frozen Lake Ellery .

Back down the pass and continue on to the Bridgeport Inn for lunch which turned out to be a possible overnight stop on a future Model A trip. A stop for gas in Topaz was a pleasant surprise with gas at \$2.23 per gallon. At Minden NV we took the spectacular Kingsbury grade and arrived at our destination, Embassy Suites in South Lake Tahoe where we met up with Glenn and Sharon Johnson, our fellow club members who have escaped to live in Camino, CA. Friends Steve and Phyllis Ribeau, from Santa Rosa joined us for the meet which was very pleasant and well planned with welcome party, car and clothing judging, gymkhana, seminars, Hubley races and banquet.

Glenn brought both his 29 coupe and his 28 Woody for judging and *each car* received a score of 476 and mark of excellence awards. Glenn and Sharon also received the coveted Bill Jones award (given for attending all events at a meet). Saturday provided a 72 mile round the lake tour with a wood boat museum stop and we stopped at *Garwoods on the Lake* for a great lunch and watched part of the Indy 500 on TV. We all won something in the raffle. Jeanne and I received our 45 year MAFCA pins.

Monday morning we headed down to the Johnson estate in Camino for that fantastic garage tour, hamburgers, the famous feeding of the deer event and the rocking chair on the porch until the "skeeters" took over.

Wednesday set us on the path home down Hwy 49, 88, 99 and 5. The weather got hot, the air conditioner worked well, we got a 5 minute thunder storm and the grape vine proves to no longer be a challenge to a well running Model A.

1056 fun miles in our Model A. Now don't you wish you had been with us? Maybe next time?

Richard & Jeanne Parrish

### YOM SNAFU !

By Larry Margules

I recently purchased 1930 plates for my Sport Coupe. Since the plates had been on another Model A, they were treated as "Personal Plates." After getting a release of ownership, Sacramento still took four months to register them to my car. In the olden days they would just check to see if the plates were clear and assign them to the car, but once a Year of Manufacture (YOM) plate has been on a car—it is personal property (the same as any "personalized" plate) Also, if you sell your car with the plates on it, you will have to give a release of ownership, if the new buyer is going to keep the plate. If you buy plates from a registered car, don't forget to get the release of ownership.

(Courtesy of the San Fernando Valley newsletter "The Rumble Sheet")

### STILL WORKING AFTER 80 YEARS!!

By Les Redfield

I thought you might appreciate the pictures of my truck up at our cabin in Forest Falls. I needed to haul up a load of firewood, so what better vehicle to use? The Cabin was built in 1925, the truck in 1929.





## The Johnson's Woodie

Last year the editor of the national woodie club's magazine learned that I owned one of the 5 prototype Model A Station Wagons that were built in December of 1928. He emailed me and asked if I would write a short story about my woodie and send it to him along with some pictures. I took the pictures in our new neighborhood and just received the April 2009 Woodie Times with 2 pictures of my woodie on the cover. Additional pictures and the story are on 3 pages inside the magazine. I've owned my woodie since 1972 and finished it's restoration in 1974.



This is one of the pictures inside the magazine and is really my favorite.

I took this picture on the street in front of my house

Glenn



(Please see the article written by Richard Parrish on page 7)

## ORANGE COUNTY CLUB SCHOLARSHIP

The Orange County Model A Ford Club is sponsoring their Scholarship for 2009. The scholarship is open to any child or grandchild of a member of the Orange County Model A Ford Club or youth member. The purpose of the scholarship is to encourage the involvement of young people in the Model A hobby. We are looking for students who have demonstrated an interest in the hobby and will be attending a University, College, or Trade School in the fall.

If you have a child or grandchild who is interested, please contact Dorothy Knox (562-697-2545) as soon as possible for an application. She will have some on hand at the June meeting.

## Southern Calif. Region Meeting

The meeting was held at Marlin and Elaine Perry's home in Arcadia on May 15th, 2009. Another work party for the MAFI sedan restoration will be held on Wed. July 29th at Bob Trousil's home. There was a report on the MAFCA board and everything has been straightened out and things are running smoothly.

It was suggested that those of you that have made reservations for the National Meet in Vancouver should contact Sandra at MAFCA headquarters because there has been changes with the hotel.

Plans are going well for the International Ford Fun Day on Sept. 27 at the Santa Fe Dam. It promises to be a great day. Our club is putting on one of the gymkhana events. The next meeting will be at my clubhouse on Oct. 17th.

Bev Marsh



# KEEPING YOUR MODEL A LOOKING GOOD

By Glenn Johnson

At the Hangtown A's March meeting I did a short tech talk about how I detail my Model A. I brought along many of the cleaning and polishing products that have used over the years with good results. I went over all of these products rather quickly so was asked to write them into an article for the Sparton news letter.

**WARNING! THE MOST IMPORTANT INGREDIENT IN ALL OF THE FOLLOWING IS ELBOW GREASE. THE YOUNGER, THE BETTER.**

## ENGINE – PAINTING & CLEANING

When I'm having a new engine built first I have the block and the head chemically stripped to remove all rust and other gunk inside and out. I have all of the other external parts sandblasted.

## ENGINE PAINTING ON BARE STEEL OR CAST IRON

Prime everything except the exhaust manifold with one coat of red Rust-oleum primer #7769, either brush or spray. Mix Ford Engine Green out of Rust-oleum paint with this formula. 2 parts hunter green #7738, 1 part royal blue #7727, and 1 part black #7779

I use Rust-oleum paint because it is very durable, heat resistant and, once dry, will not come off if you clean it with a solvent based cleaner

If some of your cad plated nuts and bolts have become tarnished or stained, touch them up with Rust-oleum aluminum #7715 Paint the sandblasted exhaust manifold and muffler with VHT #SP104 flat gray VHT exhaust paint is heat resistant up to 1500 degrees.

## CLEANING AND MAINTAINING YOUR ENGINE

After a week or longer tour, especially if some of the tour has been in the rain, I cover my distributor and carburetor with plastic bags and spray the whole engine with Simple Green. Mush it around with a paint brush and into all the tight spots to loosen the dirt and grease. Then rinse with a hose. Blow off the excess water with your air hose and then spray everything with WD40. Wipe everything dry with paper or terry cloth towels. Your engine will be beautiful again.

## RADIATOR

Your radiator is the most visible part of the front of your car. If it looks stained and dingy mask your radiator shell and headlight bar. Throw some old blankets or drop cloths over your hood and front fenders and spray can the front of your radiator with a light coat of semi flat or semi gloss black enamel. A light coat will not affect the efficiency of your cooling system and a clean, black radiator will make your whole car look better.

## CLEANING AND MAINTAINING YOUR CHASSIS

This is pretty much the same process as with the engine. Wash it, blow it off, spray it with WD40, wipe it dry, and touch up the cad plating.

## WHEELS AND TIRES

I use Bleach White, water and a scrub brush to clean my tires. While the wheels are still wet and soapy I use an old paint brush to clean the spokes where they're welded to the rims. I usually jack up the wheels to make it easier to also clean the backs of the tires and wheels. I then spray on some tire dressing and work it into the sidewall design with a scrub brush. Wipe off the excess and let dry. Use tire dressing that will actually dry. Some tire dressings stay sticky and collect dust and dirt the first time you have to pull off on the shoulder or a dirt road. Black Magic Tire Wet works well and seems to dry pretty much overnight. Next time you take your wheels off clean and maybe wire brush your lug Nuts. Set them all on a board

and spray them with a spray can of silver paint. While they're drying is a good time to wash the backs of your wheels and tires. When you're ready to reinstall the wheels and lugs tighten the lugs as much as possible with your hands. Then cover each lug with a plastic baggy and tighten them with a SIX POINT socket. The baggy will keep the socket from scratching the silver paint much and your lug nuts will look new again.

### **BLACK TOPS, RUNNING BOARDS & RUBBER FLOOR MATS**

This is pretty much the same process as the tires. Wash, spray with tire dressing and wipe dry.

### **TAN TOPS, SIDE CURTAINS AND TOP BOOTS**

Usually a periodic good vacuuming works well but if they are really dirty, use water, laundry soap and a soft brush. Rinse thoroughly to avoid water stains. On my side curtain plastic I use Meguiar's Mirror Glaze Clear Plastic Polish to clean and remove any scuffs.

### **PAINT CHIPS**

If you are lucky enough to have some paint left over from your restoration, use a small brush to fill just the chip to a level just above the surrounding paint. This may take a few coats. Let dry for several days. The longer, the better. Then use a small wood block, a piece of #800 wet/dry sandpaper lubricated with mineral spirits, (regular paint thinner) and color sand the filled chip down almost to the level of the original finish. Do the same thing with #1000 or \$1500 wet/dry sandpaper until your filled chip is the same level as the original finish. Wipe dry often to check your progress. Use fine rubbing compound on a damp paper towel and polish the touch up area to match the surrounding area. Chip gone. If you don't have any left over paint take a piece of your hood or whatever you want to match to Home Depot and have them computer match the color in gloss enamel. They will make a quart of your color for about \$10. With a small brush touch up just the chips. This paint doesn't color sand like auto paint but it's cheap and chips that are the same color as your car will look a lot better than primer or bare metal spots.

### **RUBBING COMPOUND, POLISHES AND WAXES**

I buy rubbing compound at the auto paint store. The stuff they sell at the chain auto parts stores just doesn't work very well. When I use polish I use Meguiar's Mirror Glaze Professional Show Car Glaze #7. It will take out minor scuffs and remove oxidation. I wax the top surfaces of my cars fairly often. I usually use Meguiar's PURE WAX carnauba blend, (blue bottle) or any brand of pure carnauba wax with no cleaners or other abrasives. Pure carnauba wax will not remove any of your paint and it dries clear so it will not leave any white residue around your fender welt or other details. If you already have white residue in hard to get to places, use a soft tooth brush with some grease and wax remover to eliminate it.

### **GLASS**


Clean any overspray off your glass with a single edge razor blade. I clean my glass with Stoner Invisible Glass. It doesn't streak or haze and leaves no residue.

### **CHROME & NICKEL**

Most any chrome polish will do the job but if your chrome is really bad, try some rubbing compound. Don't forget to paint the indentations in your bumper clamps Ford Blue. I polish my nickel plating with Semichrome or Meguiars all metal polish. Up here in the clear air nickel doesn't tarnish like it did in Orange County.

### **UPHOLSTERY**

If you have leather upholstery you can't beat Lexol cleaner and preservative. For removing spots from cloth upholstery or clothes I use K2r spotlifter. I have not seen K2r in local stores but you can order it direct at [www.K2rbrands.com](http://www.K2rbrands.com)



## CAR BARN SPECIALS

*Member ads will run two months unless renewed. Non member ads will run one month unless renewed. All ads must be submitted in writing to: prhyland @att.net or OCMAFC Editors 244 No. Goldenspur Way, Orange, CA 92869-4422*

**Visit MAFCA's Web Site:**

[www.mafca.com/classifieds.html](http://www.mafca.com/classifieds.html)

**For Sale**

**FOR SALE: 1931 Victoria—Black** New motor overhaul with overhead valves, 12 volts, hydraulic brakes, new upholstery, seat belts, 16" whitewall tires with beauty rings, tool box in front and new vinyl roof **\$19,000.00.** 05/09  
**Vince Mariola 714-530-1632**



**FOR SALE: 1929 Coupe**—Sitting in garage for ten years. Has rebuilt engine, new tires and brakes. Needs to be cleaned up!! 06/09  
**Stephanie Buddy---310-540-7689 \$6,000.00 OBO**

### FOR SALE: Tires tubes & liners:

Two 21" white sidewalls, brand new (from Lucas) cost me \$394. Make offer. Contact

**Keith Smith (661) 298-0625**

06/09

**FOR SALE: 1931 Coupe** New Tires, New Brakes, Volvo Overdrive, 12 volt system. Quartz lights, Turns signals. Some extra parts. Ready to drive anywhere. \$12,500.00 05/09

**Gerald Rapp. 714-637-8234**



### FOR SALE: 1931 Tudor Sedan

Frame off restoration 12 years ago, complete engine overhaul, heavy duty radiator, beautiful vehicle. Weekly driven. Excellent condition. \$13,000 firm, cash only, no checks. San Jose, CA **408 386-4964 lv msg** - serious only. Buyer responsible for delivery. 06/09  
**(Other Photos available-contact editor)**



### FOR SALE: 1930 Cabriolet

Older Restoration, New radiator, New head gasket, New convertible top, New luggage trunk, New alternator, New gas line & accessories, hydraulic brakes, New speedometer, New spark plugs, New distributor & wires. Drives beautifully.

**\$28,500.00 If interested contact: 06/09**

**Larry Rule, Dillon, MT. Cell 406-925-1221**

**(Other Photos available-contact editor)**







## General Meeting

7:30 PM

[Second Thursday of every month]

[Board Meeting at 6:00 PM]

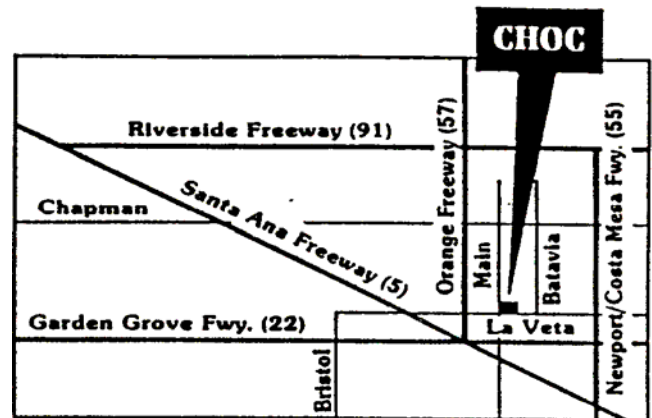
**June 11, 2009**

CHOC Hospital Complex

455 South Main St. Orange CA

From Main Street, turn east on to Providence Ave. and immediately, on your right, enter the structure and park on the second level. Meeting room is accessible from the parking structure.

- **Deadline for next *Distributor***
  - **June 30, 2009**
- Type or write all articles and advertisements and e-mail to: [newsletter@ocmafc.org](mailto:newsletter@ocmafc.org)  
Or mail to: 244 No. Goldenspur Way,  
Orange, CA 92869-4422



Post Office Box 10595  
Santa Ana, CA 92711

First Class Mail

Web Site: [www.ocmafc.org](http://www.ocmafc.org)